

Simplify the Holidays



KŌKUA HAWAI'I FOUNDATION RESOURCE GUIDE

Green Holiday Educator Guide

Classroom Holiday Party:

Check out our **Healthy Snacks & Waste-Free Classroom Celebrations** for tips on reducing your class' footprint while you celebrate the holidays. Here are some highlights from our guide:

- Choose reusables instead of single-use plates and utensils
- Encourage locally sourced food items
- Serve filtered tap water in large pitchers add sliced fruits, veggies and herbs from the garden



Handmade Gifts:

- Sock puppets using old socks, buttons, and more
- Homemade bird feeder
- Write and illustrate a storybook with the student as the main character
- Album of favorite memories related to a friend or loved one
- Class Cookbook with favorite recipes
- Art pieces made from found objects or recycled materials
- Cards or calendars using cut-out pictures, photos, and/or drawings



Gifts of Time:

- Set a date for a family picnic, dinner and a movie, or day at the beach
- Make coupons good for one home-cooked meal, breakfast in bed, or a back rub
- Give gifts of service such as an evening of babysitting, one hour of gardening, or a free car wash!



Eco Holiday Crafts:

• UPCYCLED TOTE BAGS

1. Using an old t-shirt, cut off both sleeves and the collar to create the opening of the bag and the straps.
2. Sew the bottom of the shirt to create the bottom of the bag.
3. For a no-sew method, cut vertical strips across the bottom of the shirt and double knot the top and bottom piece.



• HOLIDAY WREATHS

Create wreaths out of natural, found, and reused items.




• BOTTLE CAP GARLAND

1. Reuse bottle caps and heavy cord or rope.
2. Drill holes through the center of the cap slightly larger than your rope or cord.
3. Tie a knot near one end of the cord, thread a cap through. Tie another knot. Continue until you reach the end, then knot to finish.




• RECYCLED FABRIC LED LIGHTS

1. Cut floral tape into 4" strips, one piece per light.
2. Cut assorted fabric scraps into circles with a 3" diameter, one circle per light.
3. Cut a 1/2" slit on one edge of each circle.
4. Wrap the fabric circles, anchored at the slit, around each light on the LED string and secure with floral tape.



Visit www.kokuahawaiiifoundation.org/holidays for more ideas.

Children's Books:



THE QUILTMAKER'S GIFT

*By Jeff Brumbeau
Illustrated by Gail de Marcken*
A charitable seamstress makes beautiful quilts that she gives to the needy and poor. When a greedy king hears of the marvelous creations, he demands that she sell him one. She refuses,

but says that she will give him one if he gives away all of his possessions. www.quiltmakersgift.com



THE CHRISTMAS GIFT OF ALOHA

*By Lisa Matsumoto
Illustrated by Michael Furuya*
Merry, a newly trained Christmas Elf, falls from Santa's sleigh and finds himself in Hawai'i. He is

dismayed that there is no snow, reindeer, or other signs of Christmas in this strange land. With the help of Mele the Menehune, Merry soon discovers the wonders of a Hawaiian Christmas.



THE GIFT OF NOTHING

By Patrick McDonnell
Mooch (a cat) wants to give Earl (a dog) a gift, but he already has a bowl, a bed, and even a chew toy. In fact, he has it ALL. In a

flash of inspiration, Mooch decides to give him nothing, and sets out to find it. The picture of the two friends sitting wrapped paw-in-paw as they enjoy nothing and everything is charming. A fine vehicle for a one-on-one discussion of the meaning of friendship and gift-giving.


www.giftofnothing.com



HOW THE GRINCH STOLE CHRISTMAS

By Dr. Seuss
The Grinch, whose heart is two sizes too small, hates Who-ville's holiday celebrations, and plans to steal all the presents to prevent Christmas from coming. To his amazement, Christmas comes anyway, and the Grinch discovers the true meaning of

the holiday. www.seussville.com/grinch



DEWEY'S MAGICAL SLEIGH

*By Brahm Wenger and Alan Green
Illustrated by Jean Gillmore*
Santa Claus has invited Dewey Doo-it and all his friends to be elves up at the North Pole this year. It's all toys, toys, toys . . .

until Dewey finds a letter from a child who is hungry and only wants food for Christmas. It's Dewey, Santa, and their new friend, Taylor Bear, to the rescue!



SANTA CLAUSE IS GREEN! HOW TO HAVE AN ECO-FRIENDLY CHRISTMAS

*By Allison Inches
Illustrated by Wednesday Kirwan*

Santa Clause is dreaming of a green Christmas! By changing his own ways, he shows boys and girls around the world that they can have a festive holiday filled with decorations, presents and treats-while giving back to the Earth.

More Resources:

- **KOKUA HAWAII HAWAII FOUNDATION'S 12 DAYS TO A GREEN HOLIDAY GUIDE**

Filled with great ideas to help you practice the 3R's during the holiday season. For more information visit www.kokuahawaiifoundation.org/holidays

- **THE STORY OF STUFF**

A fast-paced, fact-filled video looking at the underside of our production and consumption patterns.

www.storyofstuff.org

- **LEARN AND PLAY THE GREEN WAY: FUN ACTIVITIES WITH REUSABLE MATERIALS**

By Rhonda Redleaf

Features over one hundred activities for reusing common household items. Entertaining and educational!

- **WHAT KIDS REALLY WANT THAT MONEY CAN'T BUY**

By Betsy Taylor

A guide to foster a child's love for life's non-material joy.

Mahalo to *The New American Dream* for inspiring us to bring *Simplify the Holidays* to Hawai'i. www.newdream.org